

Part No.	INCHES	METRIC	Unit Packs	Stick lengths	Price per 2 meter pc. inc. cover
LOW Density					
DUCT-0505	1/2 X 5/8	15X17	60	2 M	\$6.64
DUCT-L051	.5 X 1	15 X 30	48	2 M	\$6.88
DUCT-L0515	1/2 X 1 1/2	15x40	36	2 M	\$8.40
DUCT-L11	1 X 1	25X30	40	2 M	\$9.51
DUCT-L115	1 X 1 1/2	25X40	30	2 M	\$11.72
DUCT-L12	1 X 2 1/4	25x60	20	2 M	\$12.83
DUCT-L13	1 X 3	25x80	16	2 M	\$15.88
DUCT-L14	1 X 4	25x100	12	2 M	\$18.55
DUCT-L151	1 1/2 X 1	40X30	24	2 M	\$12.55
DUCT-L1515	1 1/2 X 1 1/2	40X40	20	2 M	\$13.20
DUCT-L152	1 1/2 X 2 1/4	40x60	18	2 M	\$14.40
DUCT-L153	1 1/2 X 3	40x80	12	2 M	\$17.35
DUCT-L154	1 1/2 X 4	40x100	8	2 M	\$20.03
DUCT-L21	2 1/4 X 1	60X30	16	2 M	\$13.94
DUCT-L215	2 1/4 X 1 1/2	60x40	12	2 M	\$14.58
DUCT-L22	2 1/4 X 2 1/4	60x60	12	2 M	\$15.14
DUCT-L23	2 1/4 X 3	60x80	12	2 M	\$18.65
DUCT-L24	2 1/4 X 4	60x100	8	2 M	\$21.05
DUCT-L315	3 X 1 1/2	80x40	12	2 M	\$18.55
DUCT-L32	3 X 2 1/4	80x60	12	2 M	\$19.20
DUCT-L33	3 X 3	80x80	12	2 M	\$22.52
DUCT-L34	3 X 4	80x100	8	2 M	\$25.75
DUCT-L415	4 X 1 1/2	100x40	8	2 M	\$19.57
DUCT-L42	4 X 2 1/4	100x60	10	2 M	\$21.32
DUCT-L43	4 X 3	100x80	8	2 M	\$24.37
DUCT-L44	4 X 4	100x100	8	2 M	\$29.54
DUCT-L46	4 X 6	100 X 150	4	2 M	\$67.20
DUCT-L64	6 X 4	150X100	4	2 M	\$46.80

HIGH Density					
DUCT-H11	1 X 1	25X30	40	2 M	\$9.51
DUCT-H115	1 X 1 1/2	25X40	30	2 M	\$11.72
DUCT-H12	1 X 2 1/4	25x60	20	2 M	\$12.83
DUCT-H13	1 X 3	25x80	16	2 M	\$15.88
DUCT-H14	1 X 4	25x100	12	2 M	\$18.55
DUCT-H1515	1 1/2 X 1 1/2	40X40	20	2 M	\$13.20
DUCT-H152	1 1/2 X 2 1/4	40x60	18	2 M	\$14.40
DUCT-H153	1 1/2 X 3	40x80	12	2 M	\$17.35
DUCT-H154	1 1/2 X 4	40x100	8	2 M	\$20.03
DUCT-H215	2 1/4 X 1 1/2	60x40	12	2 M	\$14.58
DUCT-H22	2 1/4 X 2 1/4	60x60	12	2 M	\$15.14
DUCT-H23	2 1/4 X 3	60x80	12	2 M	\$18.65
DUCT-H24	2 1/4 X 4	60x100	8	2 M	\$21.05
DUCT-H315	3 X 1 1/2	80x40	12	2 M	\$18.55
DUCT-H32	3 X 2 1/4	80x60	12	2 M	\$19.20
DUCT-H33	3 X 3	80x80	12	2 M	\$22.52
DUCT-H34	3 X 4	80x100	8	2 M	\$25.75
DUCT-H42	4 X 2 1/4	100x60	10	2 M	\$21.32
DUCT-H43	4 X 3	100x80	8	2 M	\$24.37
DUCT-H44	4 X 4	100x100	8	2 M	\$29.54

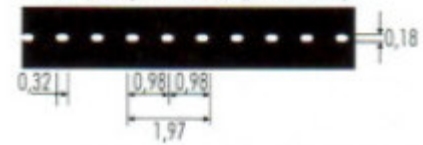
Put a W = white or G = gray at the end of the part#

Ex.: DUCT-L12G is low density 1" wide and 2" high gray

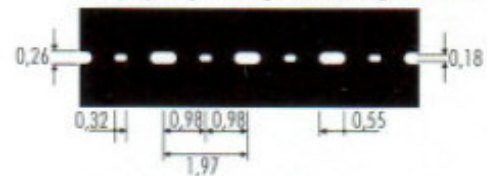
Pricing can change without notice

Technical Data


W (A)=0,59 inc. (15mm.)




W (A)=0,98-2,36 inc. (25-60mm.)




W (A)=3,15-4,72 inc. (80-120mm.)



W (A)=5,91-7,88 inc. (150-200mm.)



Low density (L)



High density (H)

